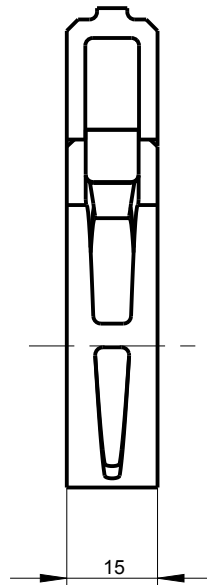
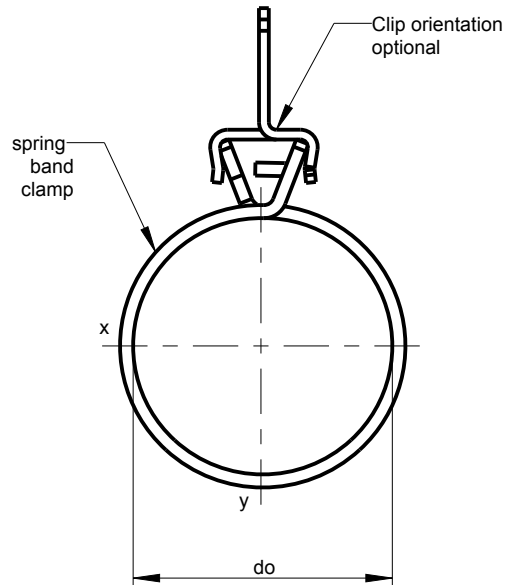
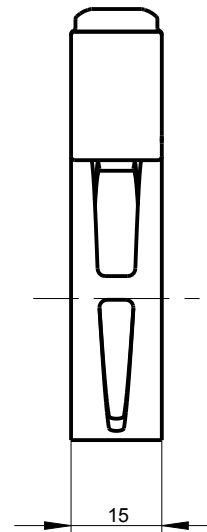
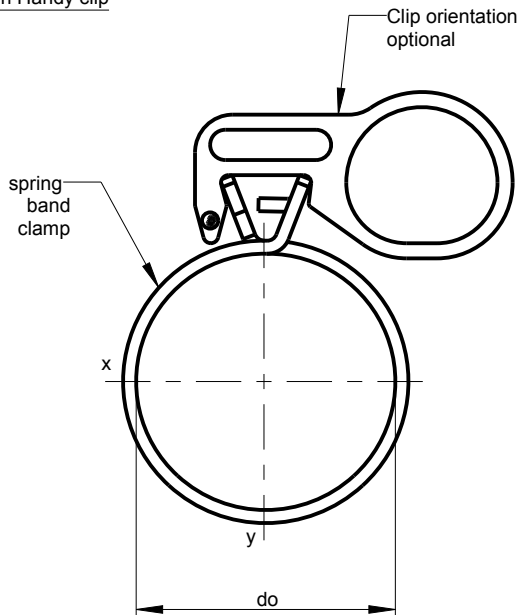


The parts have not to be in accordance with the pictorial presentation. The given values have to be met.

Version T-clip



Version Handy clip



nominal diameter 1) dn mm	fully opened diameter 2) min mm
13	13,8
14	15,2
15	15,9
16	16,9
17	17,9
18	18,4
19	19,6
20	21,0
22	23,6
23	24,1
24	25,4
25	26,2
26	27,4
27	28,6
29	30,9
30	31,9
32	33,9
34	35,8
35	37,4
36	38,4
38	40,9
40	41,9
41	42,9
42	43,9
43	44,9
44	45,9
46	47,9
47	49,4
49	51,4
50	52,4
51	53,4
53	55,2
55	57,4
58	60,4
61	64,9
64	68,4
67	71,9

1. The nominal diameter is not equivalent to the diameter as shipped.
2. Determined by means of measure mandrel.

- 1) Component part spring band clamp in accordance with drawing 6200100150-03. For pre-opened spring band clamps: In comparison to the drawing 6200100150-03 the following things have to be considered.
 - Full opened diameter "do" see chart.
 - Deviation of clamp load, gap and closed diameter caused by relaxation are admissible. They occur due to common transport and delivery conditions. As per delivery conditions according to the Mubea HC88 standard a leakage pressure of 3bar is still warranted. (test medium - water)
2. Technical delivery conditions Mubea HC 88 - MUB-Norm A-FBS-001.
3. The pre-opened spring band clamp only has to be released on a hose with respective diameter

uncontrolled copy!

english translation

		CAD-System: Pro/E WF 4		Maßstab	no scale	
				Werkstoff	see text	
			Datum	Name	Benennung	
			Bearb. 04.01.99	Klör	spring band clamp	
			Gepr. 04.01.99	Hücker	standard 15mm wide	
			Norm		pre-opened with clip	
c	ProE/U-clip out	22.06.12	db	Zeichnungs Nr.		Blatt
b	Text 1.	22.06.10	db	6280100150-10_en		
a	new	04.01.99	Klör	MUB-Norm A-FBS-001		Bl.
Zust.	Änderung	Datum	Name	Urspr.	Ers. f.	Ers. d.